

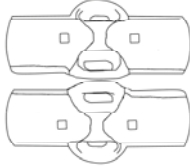



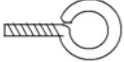


DANCOVER[®]

.com

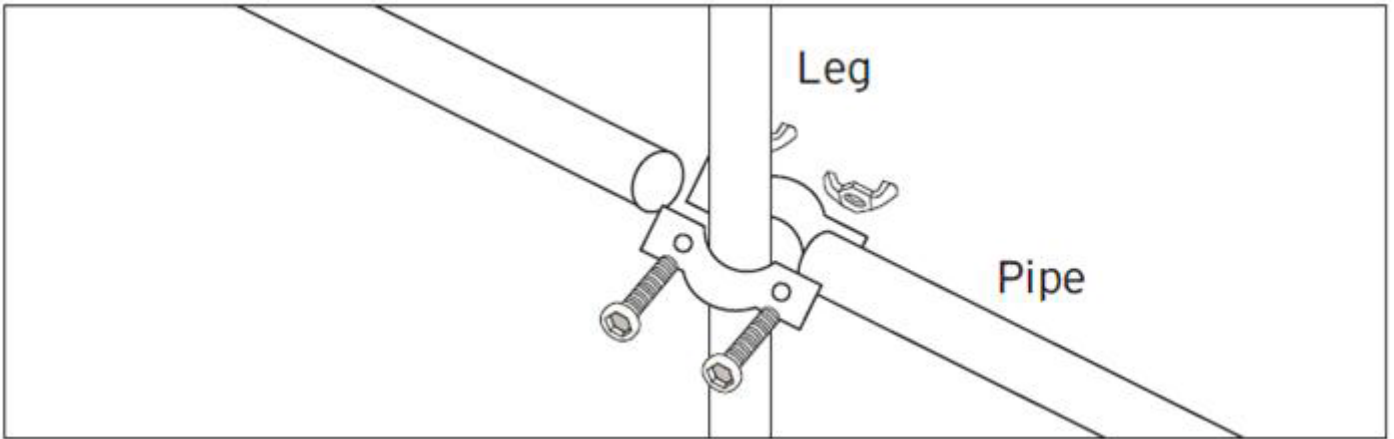
Manual for
Party Tent PVC & PE
Groundbar
4m Series

4M GROUNDBAR SET

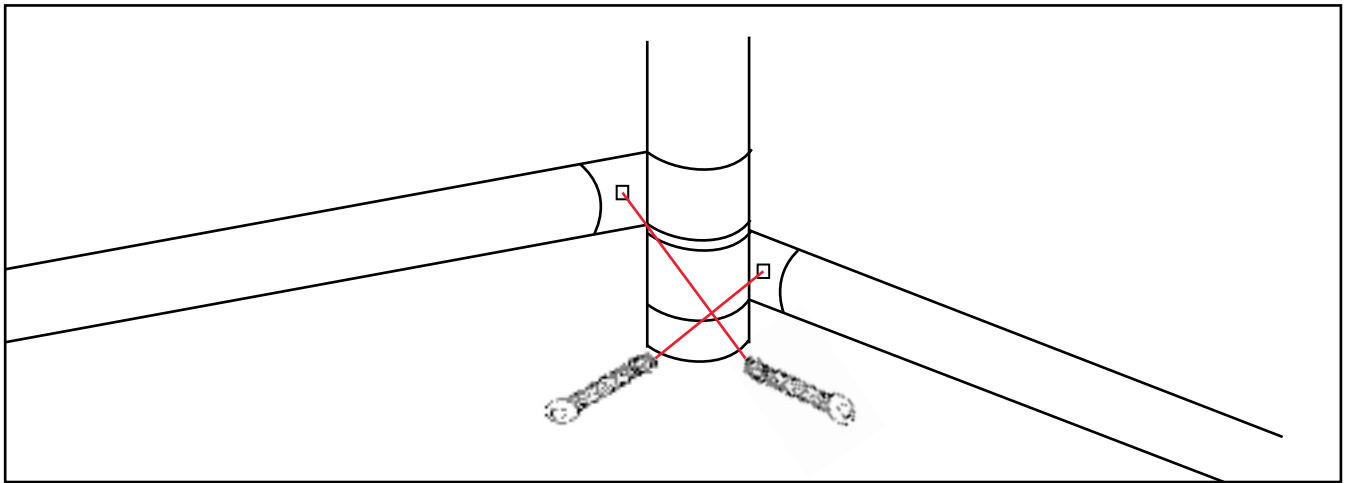
Part no.	Discription		4x4m	4x6m	4x8m	4x10m
2	Groundbar		8	10	12	14
5	2-way connector		2	2	2	2
17	4-way connector		2	4	6	8
18	Corner connector		8	8	8	8
19	Screw		14	18	22	26
20	Wing nut		14	18	22	26
21	O-Screw		4	4	4	4

27-03-2015-SH

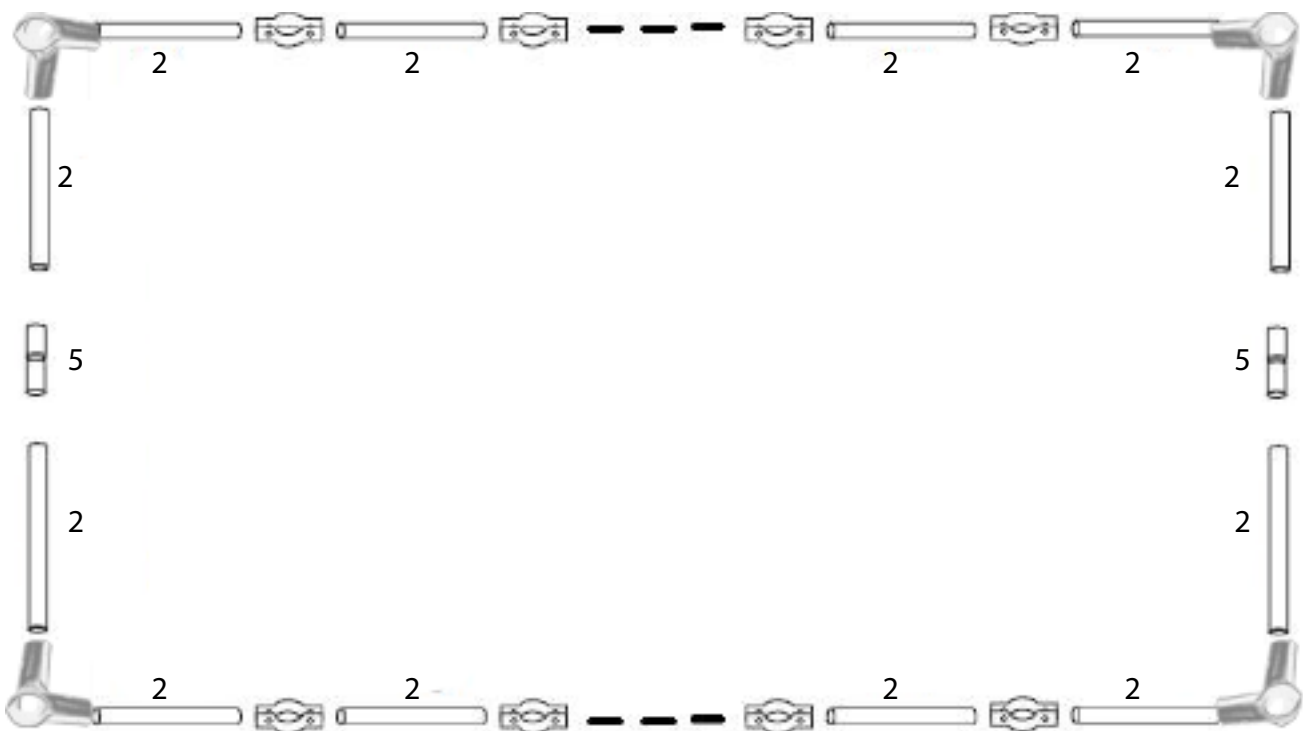
1. Connector
Four way connector with screws



2. Connector
Three way connector with screws



3. Lay all pipes and connectors on the ground as the following picture shows, and connect them as pictures show, Tighten the screws afterwards.



Contact information

Head office:

Dancover A/S
Nordre Strandvej 119 G
3150 Hellebæk
Denmark

For more information
please visit:
www.dancovershop.com

National contact

Denmark:
denmark@dancover.com

UK:
uk@dancover.com

Germany:
germany@dancover.com

France:
france@dancover.com

Sweden:
sverige@dancover.com

Finland:
suomi@dancover.com

Poland:
polska@dancover.com

Luxembourg:
luxembourg@dancover.com

Spain:
espana@dancover.com

Italy:
italia@dancover.com

Switzerland:
schweiz@dancover.com

Austria:
austria@dancover.com

Norway:
norge@dancover.com

Nederland:
nederland@dancover.com

Ireland:
ireland@dancover.com

Belgium:
belgique@dancover.com